

BIPOLAR ANALOG INTEGRATED CIRCUIT

μ PC1366C

VIDEO IF PROCESSOR FOR B/W TV

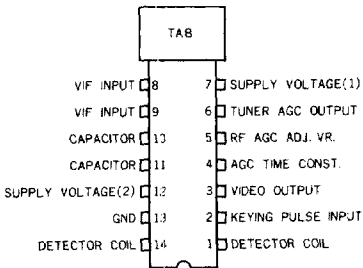
DESCRIPTION

The μ PC1366C is a silicon monolithic integrated circuit designed for VIF section in B/W television receivers. This IC has all functions including video IF amplifier, video low-level detector, RF AGC, IF AGC and noise canceller. This IC is encapsulated in 14 pin dual in-line package with heat tab.

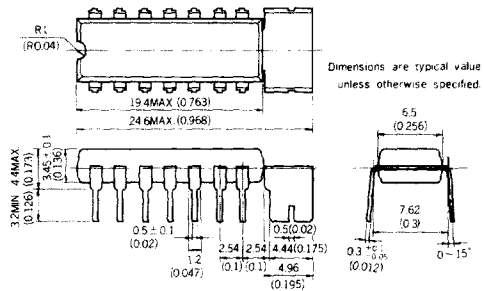
FEATURES

- High input sensitivity; TYP. 30dB μ .
- It can be used both of keyed type AGC and peak type AGC.
- It can be operated with the power supply voltage above 7V.
- Since the video detector has wide bandwidth, it's suitable for the sound carrier frequency of 4.5, 5.5, 6.0, 6.5MHz.
- As input is differential mode, it can be used with SAW filter.
- All functions for VIF stage are provided by this single chip IC and this IC will realize reduction of assembly cost as well as reduction of number of external components.

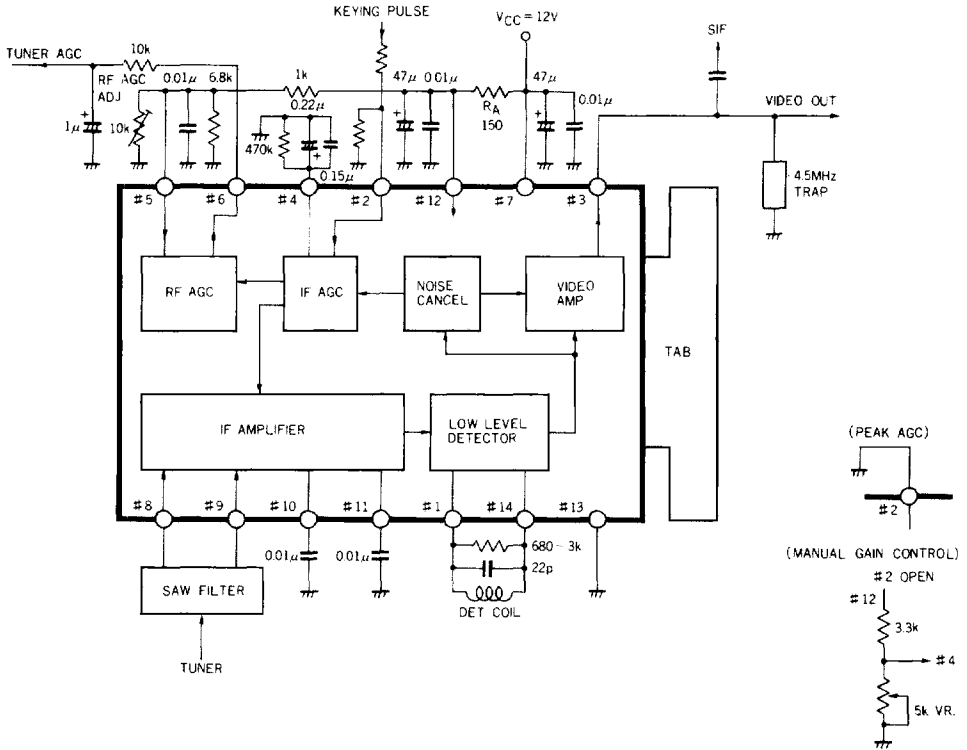
CONNECTION DIAGRAM (Top View)



PACKAGE DIMENSIONS in millimeters (inches)

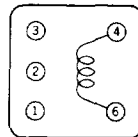


BLOCK DIAGRAM



DETECTOR COIL SPEC

TOKO 10KN TYPE 180PNA - 10212BS
 frequency : 57MHz (C = 33pF ± 3%)
 No load Q : 96 ± 20%
 Turn : 4 - 6 6T
 Wire : 0.16φ 2UEW



ABSOLUTE MAXIMUM RATINGS (Ta = 25°C)

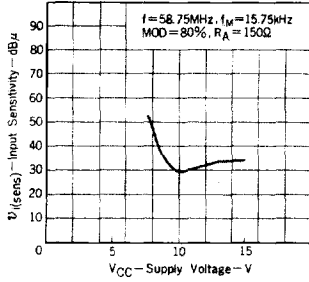
Supply Voltage Pin-7	V ₇	15	V
Input Signal Voltage	V ₈ V ₉	3	Vp-p
Power Dissipation	P _d	875 (Ta = 75°C) Free Air	mW
Operating Temperature	T _{opt}	-20 to +75	°C
Storage Temperature	T _{stg}	-40 to +125	°C

ELECTRICAL CHARACTERISTICS (V_{CC} = 12V, Ta = 25±3°C)
(f = 58.75MHz, f_M = 15.75kHz)

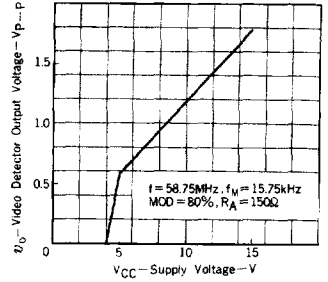
CHARACTERISTIC	SYMBOL	MIN.	TYP.	MAX.	UNIT	TEST CONDITIONS
Total Supply Current	I _{CC}	40	50	60	mA	I _{7+11,2} , R _A = 150Ω
Input Sensitivity	V _{i(sens)}		30	35	dBμ	MOD = 80%, v _o = 1.4Vp-p
Maximum Input Voltage	V _{i(max.)}	100			dBμ	MOD = 80%, -1dB Point
Video Output Voltage	v _o	1.0	1.4	1.7	Vp-p	MOD = 80%, v _i = 3mVr.m.s.
Video Output DC Voltage	V _o	3.3	3.8	4.3	V	No Signal
Signal to Noise Ratio	S/N	40	50		dB	MOD=80% ~ 0%, v _i =3mVr.m.s.
RF AGC Voltage (High)	V _{6H}	8	9	11	V	V ₅ = 0V
RF AGC Voltage (Low)	V _{6L}		0	0.5	V	V ₅ = 7V
Differential Gain	D.G.			10	%	Stair Step f _M = 3.58MHz
Differential Phase	D.P.			10	deg	Stair Step f _M = 3.58MHz
Video Detector Band Width	BW	5.5			MHz	-3dB Point
Input Resistance	R _{in}		1.5		kΩ	
Input Capacitance	C _{in}		3.3		pF	

TYPICAL CHARACTERISTICS (Ta = 25°C)

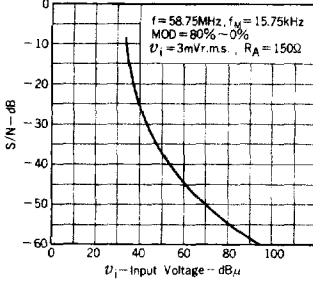
INPUT SENSITIVITY vs. SUPPLY VOLTAGE



VIDEO DETECTOR OUTPUT VOLTAGE vs. SUPPLY VOLTAGE



S/N vs. INPUT VOLTAGE



VIDEO DETECTOR OUTPUT VOLTAGE ATTENUATION vs. FREQUENCY

