

MUR405 THRU MUR4100

Features

- High Surge Capability
- Low Leakage
- Low Forward Voltage Drop
- Ultra Fast Switching Speed For High Efficiency

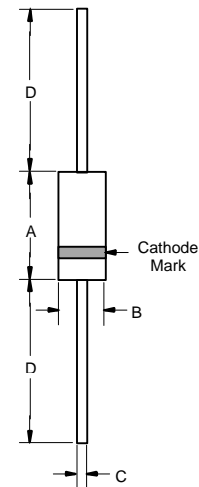
**4 Amp Super Fast
Recovery Rectifier
50 to 1000 Volts**

Maximum Ratings

- Operating Temperature: -55°C to +150°C
- Storage Temperature: -55°C to +150°C
- Typical Thermal Resistance 20°C/W

Catalog Number	Device Marking	Maximum Recurrent Peak Reverse Voltage	Maximum RMS Voltage	Maximum DC Blocking Voltage
MUR405	MUR405	50V	35V	50V
MUR410	MUR410	100V	70V	100V
MUR415	MUR415	150V	105V	150V
MUR420	MUR420	200V	140V	200V
MUR440	MUR440	400V	280V	400V
MUR460	MUR460	600V	420V	600V
MUR480	MUR480	800V	550V	800V
MUR4100	MUR4100	1000V	700V	1000V

DO-201AD



Electrical Characteristics @ 25°C Unless Otherwise Specified

Average Forward Current	$I_{F(AV)}$	4.0A	$T_A = 55^\circ\text{C}$
Peak Forward Surge Current	I_{FSM}	150A	8.3ms, half sine
Maximum Instantaneous Forward Voltage MUR405-415 MUR420-460 MUR480-4100	V_F	1.00V 1.35V 1.85V	$I_{FM} = 4.0\text{A};$ $T_A = 25^\circ\text{C}^*$
Maximum DC Reverse Current At Rated DC Blocking Voltage	I_R	10uA 50uA	$T_A = 25^\circ\text{C}$ $T_A = 100^\circ\text{C}$
Maximum Reverse Recovery Time MUR405-415 MUR420-460 MUR480-4100	T_{rr}	45ns 60ns 75ns	$I_F = 0.5\text{A}, I_R = 1.0\text{A},$ $I_{rr} = 0.25\text{A}$
Typical Junction Capacitance MUR405-460 MUR480-4100	C_J	80pF 50pF	Measured at 1.0MHz, $V_R = 4.0\text{V}$

*Pulse test: Pulse width 300 μsec , Duty cycle 1%

DIM	DIMENSIONS				NOTE
	INCHES		MM		
A	---	.370	---	9.50	
B	---	.250	---	6.40	
C	.048	.052	1.20	1.30	
D	1.000	---	25.40	---	

MUR405 thru MUR4100



Figure 1
Typical Forward Characteristics

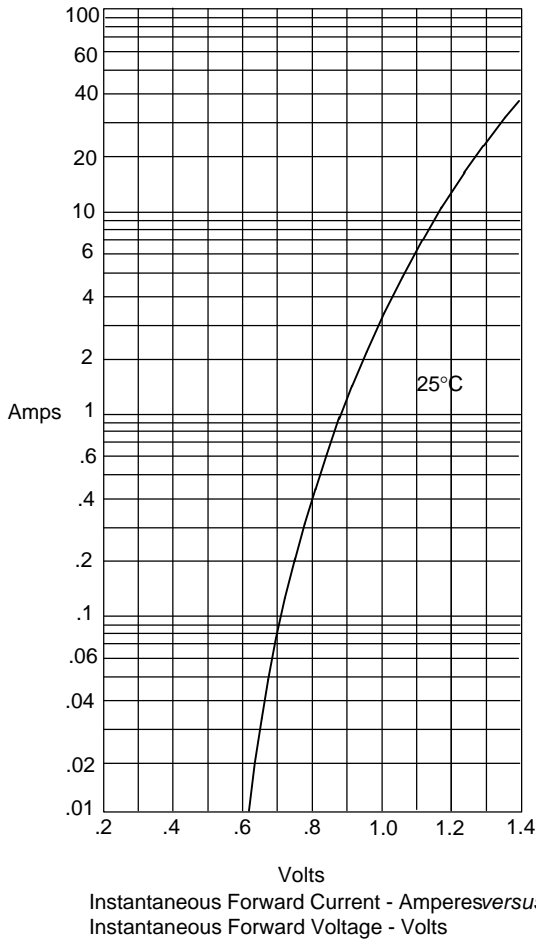


Figure 2
Forward Derating Curve

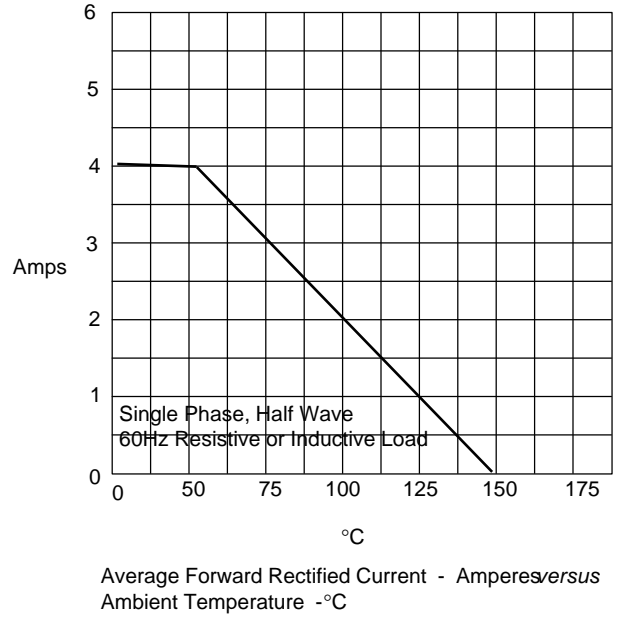


Figure 3
Peak Forward Surge Current

