




# 2SA1962/FJA4213 PNP Epitaxial Silicon Transistor

## Applications

- High-Fidelity Audio Output Amplifier
- General Purpose Power Amplifier

## Features

- High Current Capability:  $I_C = -15A$
- High Power Dissipation : 130watts
- High Frequency : 30MHz.
- High Voltage :  $V_{CEO} = -230V$
- Wide S.O.A for reliable operation.
- Excellent Gain Linearity for low THD.
- Complement to 2SC5242/FJA4313.
- Thermal and electrical Spice models are available.
- Same transistor is also available in:
  - TO264 package, 2SA1943/FJL4215 : 150 watts
  - TO220 package, FJP1943 : 80 watts
  - TO220F package, FJPF1943 : 50 watts



## Absolute Maximum Ratings\* $T_a = 25^\circ C$ unless otherwise noted

Symbol	Parameter	Ratings	Units
$BV_{CBO}$	Collector-Base Voltage	-230	V
$BV_{CEO}$	Collector-Emitter Voltage	-230	V
$BV_{EBO}$	Emitter-Base Voltage	-5	V
$I_C$	Collector Current	-15	A
$I_B$	Base Current	-1.5	A
$P_D$	Total Device Dissipation( $T_C=25^\circ C$ ) Derate above $25^\circ C$	130 1.04	W W/ $^\circ C$
$T_J, T_{STG}$	Junction and Storage Temperature	- 50 ~ +150	$^\circ C$

\* These ratings are limiting values above which the serviceability of any semiconductor device may be impaired.

## Thermal Characteristics\* $T_a=25^\circ C$ unless otherwise noted

Symbol	Parameter	Max.	Units
$R_{\theta JC}$	Thermal Resistance, Junction to Case	0.96	$^\circ C/W$

\* Device mounted on minimum pad size

## $h_{FE}$ Classification

Classification	R	O
$h_{FE1}$	55 ~ 110	80 ~ 160

**Electrical Characteristics\***  $T_a=25^\circ\text{C}$  unless otherwise noted

Symbol	Parameter	Test Condition	Min.	Typ.	Max.	Units
$BV_{CBO}$	Collector-Base Breakdown Voltage	$I_C=-5\text{mA}$ , $I_E=0$	-230			V
$BV_{CEO}$	Collector-Emitter Breakdown Voltage	$I_C=-10\text{mA}$ , $R_{BE}=\infty$	-230			V
$BV_{EBO}$	Emitter-Base Breakdown Voltage	$I_E=-5\text{mA}$ , $I_C=0$	-5			V
$I_{CBO}$	Collector Cut-off Current	$V_{CB}=-230\text{V}$ , $I_E=0$			-5.0	$\mu\text{A}$
$I_{EBO}$	Emitter Cut-off Current	$V_{EB}=-5\text{V}$ , $I_C=0$			-5.0	$\mu\text{A}$
$h_{FE1}$	DC Current Gain	$V_{CE}=-5\text{V}$ , $I_C=-1\text{A}$	55		160	
$h_{FE2}$	DC Current Gain	$V_{CE}=-5\text{V}$ , $I_C=-7\text{A}$	35	60		
$V_{CE(sat)}$	Collector-Emitter Saturation Voltage	$I_C=-8\text{A}$ , $I_B=-0.8\text{A}$		-0.4	-3.0	V
$V_{BE(on)}$	Base-Emitter On Voltage	$V_{CE}=-5\text{V}$ , $I_C=-7\text{A}$		-1.0	-1.5	V
$f_T$	Current Gain Bandwidth Product	$V_{CE}=-5\text{V}$ , $I_C=-1\text{A}$		30		MHz
$C_{ob}$	Output Capacitance	$V_{CB}=-10\text{V}$ , $f=1\text{MHz}$		360		pF

\* Pulse Test: Pulse Width=20 $\mu\text{s}$ , Duty Cycle $\leq$ 2%**Ordering Information**

Part Number	Marking	Package	Packing Method	Remarks
2SA1962RTU	A1962R	TO-3P	TUBE	hFE1 R grade
2SA1962OTU	A1962O	TO-3P	TUBE	hFE1 O grade
FJA4213RTU	J4213R	TO-3P	TUBE	hFE1 R grade
FJA4213OTU	J4213O	TO-3P	TUBE	hFE1 O grade

# Typical Characteristics

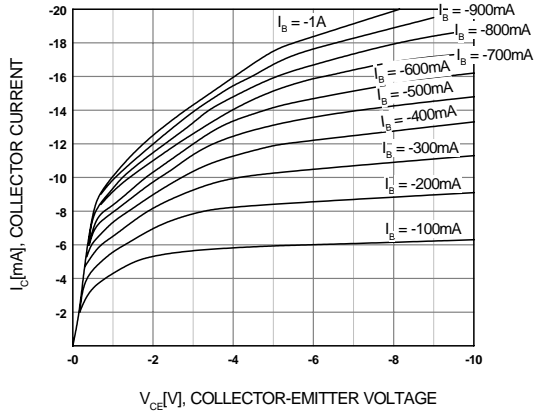


Figure 1. Static Characteristic

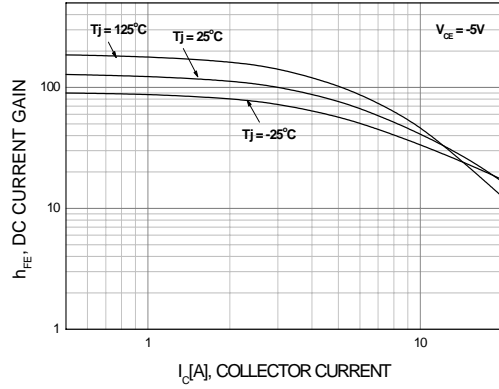


Figure 2. DC current Gain

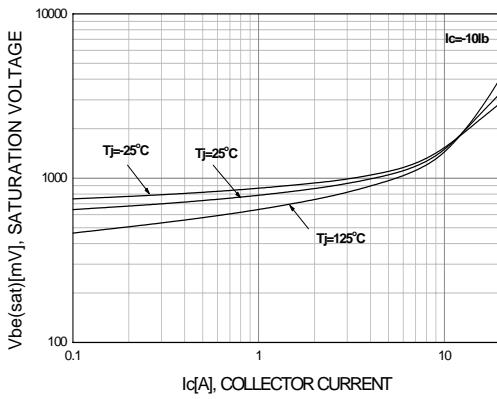


Figure 3. Base-Emitter Saturation Voltage

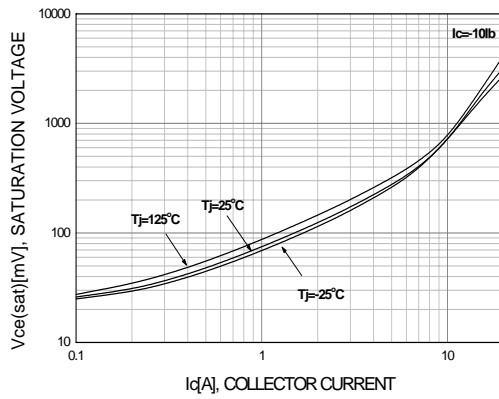


Figure 4. Collector-Emitter Saturation Voltage

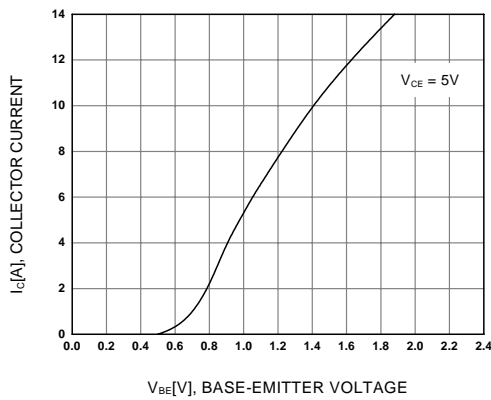


Figure 5. Base-Emitter On Voltage

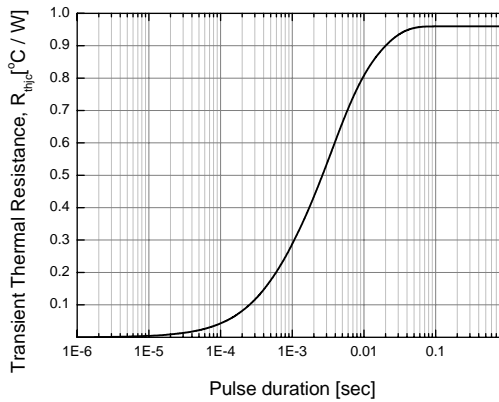


Figure 6. Thermal Resistance

## Typical Characteristics

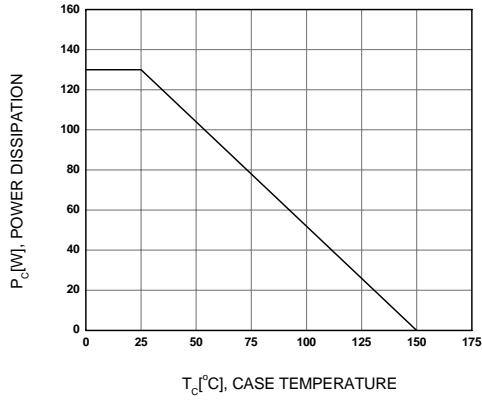


Figure 7. Power Derating

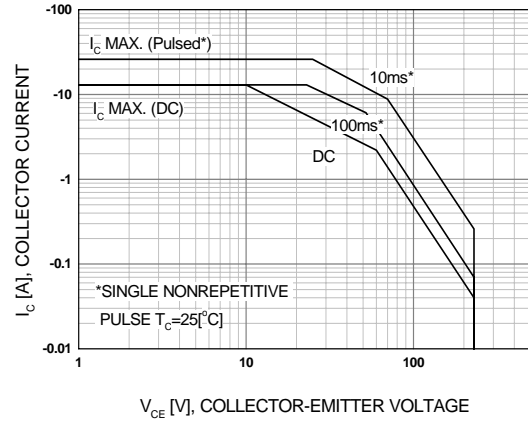
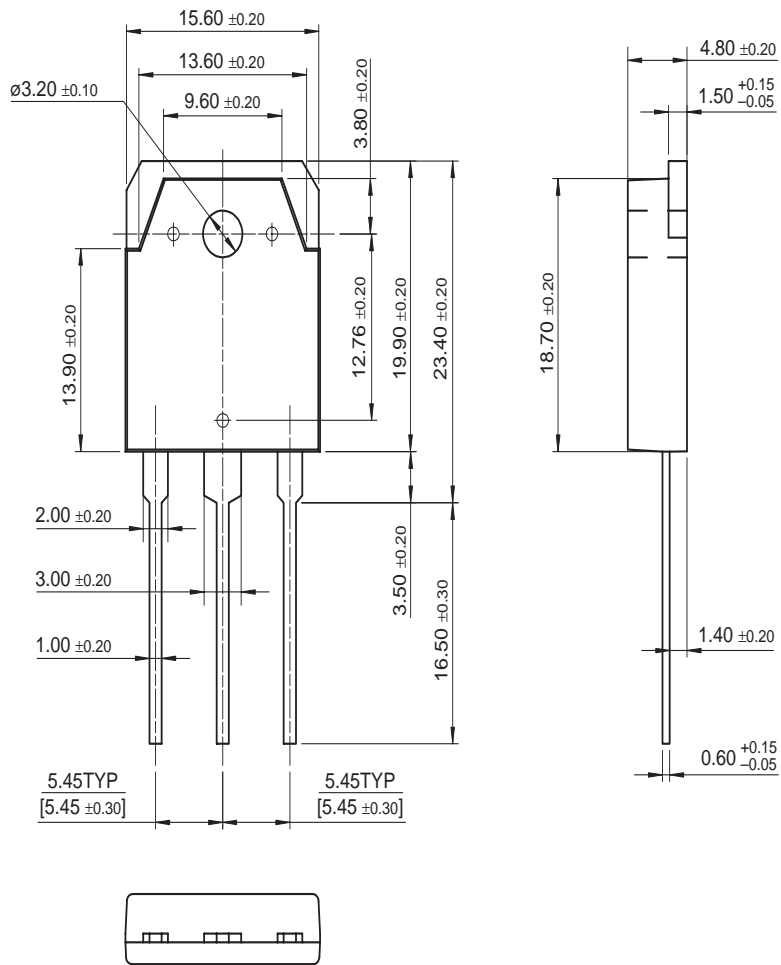


Figure 8. Safe Operating Area

# Package Dimensions

## TO-3P



Dimensions in Millimeters



**TRADEMARKS**

The following are registered and unregistered trademarks and service marks Fairchild Semiconductor owns or is authorized to use and is not intended to be an exhaustive list of all such trademarks.

- |  |   |                            |   |
|--|---|----------------------------|---|
| ACEx®  | Green FPS™  | Power247®                  | SuperSOT™-8   |
| Build it Now™  | Green FPS™ e-Series™  | POWEREDGE®                 | SyncFET™  |
| CorePLUS™  | GTO™  | Power-SPM™                 | The Power Franchise®  |
| CROSSVOLT™   | i-Lo™   | PowerTrench®               |  |
| CTL™   | IntelliMAX™   | Programmable Active Droop™ | TinyBoost™  |
| Current Transfer Logic™  | ISOPLANAR™  | QFET®                      | TinyBuck™   |
| EcoSPARK®  | MegaBuck™   | QS™                        | TinyLogic®  |
|  Fairchild® | MICROCOUPLER™   | QT Optoelectronics™        | TINYOPTO™   |
| Fairchild Semiconductor®   | MicroFET™   | Quiet Series™              | TinyPower™  |
| FACT Quiet Series™   | MicroPak™   | RapidConfigure™            | TinyPWM™  |
| FACT®  | MillerDrive™  | SMART START™               | TinyWire™   |
| FAST®  | Motion-SPM™   | SPM®                       | µSerDes™  |
| FastvCore™   | OPTOLOGIC®  | STEALTH™                   | UHC®  |
| FPST™  | OPTOPLANAR®   | SuperFET™                  | UniFET™   |
| FRFET®   |  ® | SuperSOT™-3                | VCX™  |
| Global Power Resource <sup>SM</sup>  | PDP-SPM™  | SuperSOT™-6                |   |
|  | Power220®   |                            |   |

**DISCLAIMER**

FAIRCHILD SEMICONDUCTOR RESERVES THE RIGHT TO MAKE CHANGES WITHOUT FURTHER NOTICE TO ANY PRODUCTS HEREIN TO IMPROVE RELIABILITY, FUNCTION, OR DESIGN. FAIRCHILD DOES NOT ASSUME ANY LIABILITY ARISING OUT OF THE APPLICATION OR USE OF ANY PRODUCT OR CIRCUIT DESCRIBED HEREIN; NEITHER DOES IT CONVEY ANY LICENSE UNDER ITS PATENT RIGHTS, NOR THE RIGHTS OF OTHERS. THESE SPECIFICATIONS DO NOT EXPAND THE TERMS OF FAIRCHILD'S WORLDWIDE TERMS AND CONDITIONS, SPECIFICALLY THE WARRANTY THEREIN, WHICH COVERS THESE PRODUCTS.

**LIFE SUPPORT POLICY**

FAIRCHILD'S PRODUCTS ARE NOT AUTHORIZED FOR USE AS CRITICAL COMPONENTS IN LIFE SUPPORT DEVICES OR SYSTEMS WITHOUT THE EXPRESS WRITTEN APPROVAL OF FAIRCHILD SEMICONDUCTOR CORPORATION.

As used herein:

- Life support devices or systems are devices or systems which, (a) are intended for surgical implant into the body, or (b) support or sustain life, and (c) whose failure to perform when properly used in accordance with instructions for use provided in the labeling, can be reasonably expected to result in significant injury to the user.
- A critical component is any component of a life support device or system whose failure to perform can be reasonably expected to cause the failure of the life support device or system, or to affect its safety or effectiveness.

**PRODUCT STATUS DEFINITIONS**

**Definition of Terms**

Datasheet Identification	Product Status	Definition
Advance Information	Formative or In Design	This datasheet contains the design specifications for product development. Specifications may change in any manner without notice.
Preliminary	First Production	This datasheet contains preliminary data; supplementary data will be published at a later date. Fairchild Semiconductor reserves the right to make changes at any time without notice to improve design.
No Identification Needed	Full Production	This datasheet contains final specifications. Fairchild Semiconductor reserves the right to make changes at any time without notice to improve design.
Obsolete	Not In Production	This datasheet contains specifications on a product that has been discontinued by Fairchild semiconductor. The datasheet is printed for reference information only.