

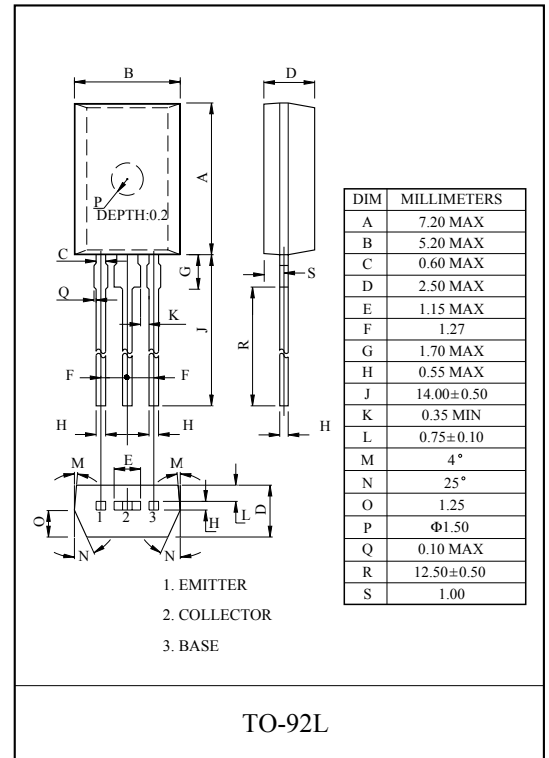
HIGH VOLTAGE APPLICATION.
COLOR TV CLASS B SOUND OUTPUT APPLICATION.

FEATURES

- High Voltage : $V_{CE0}=180V$.
- High DC Current Gain.

MAXIMUM RATINGS ($T_a=25^\circ C$)

CHARACTERISTIC	SYMBOL	RATING	UNIT
Collector-Base Voltage	V_{CBO}	200	V
Collector-Emitter Voltage	V_{CEO}	180	V
Emitter-Base Voltage	V_{EBO}	5	V
Collector Current	I_C	100	mA
Base Current	I_B	50	mA
Collector Power Dissipation	P_C	1	W
Junction Temperature	T_j	150	$^\circ C$
Storage Temperature Range	T_{stg}	-55 ~ 150	$^\circ C$

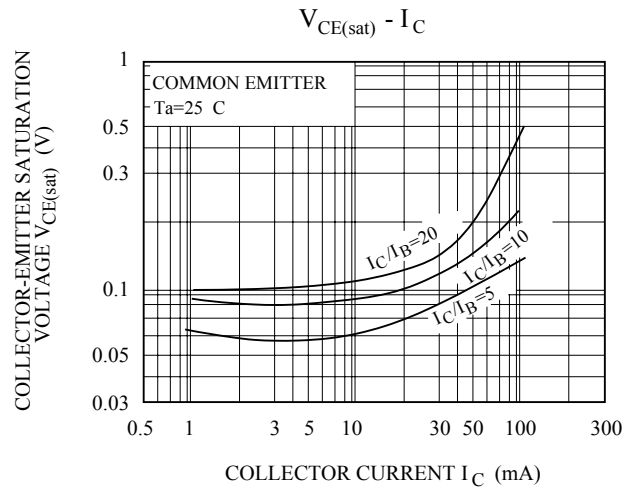
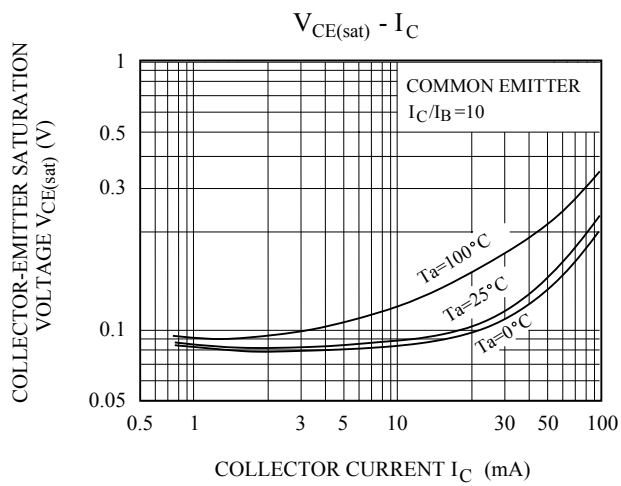
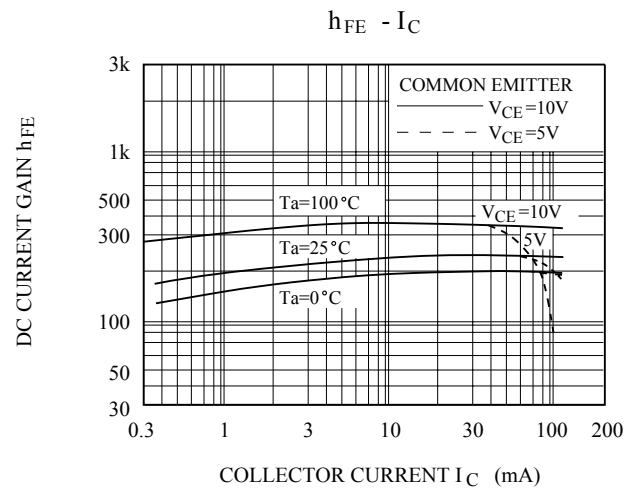
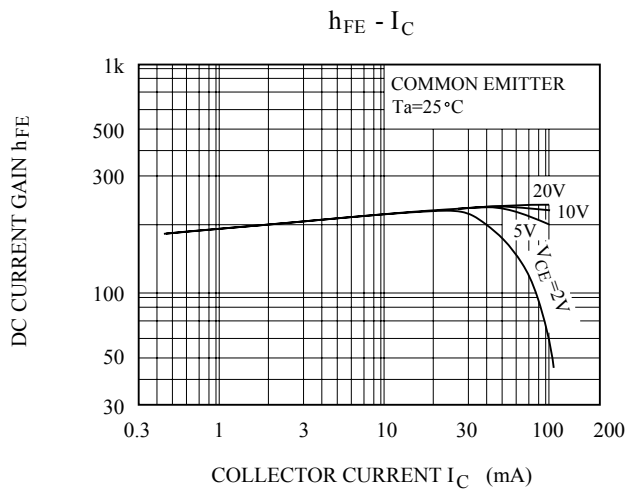
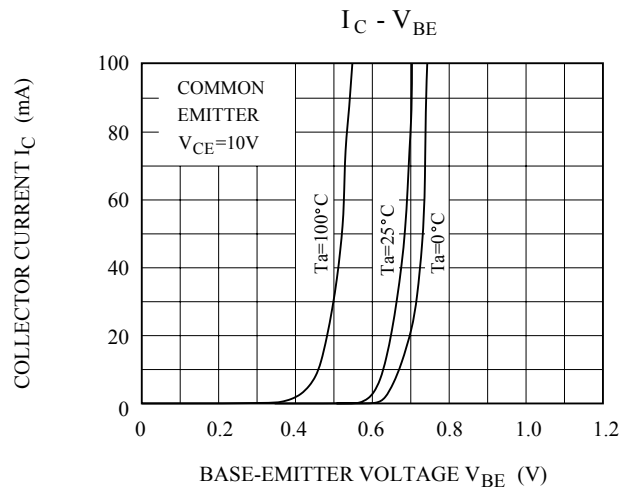
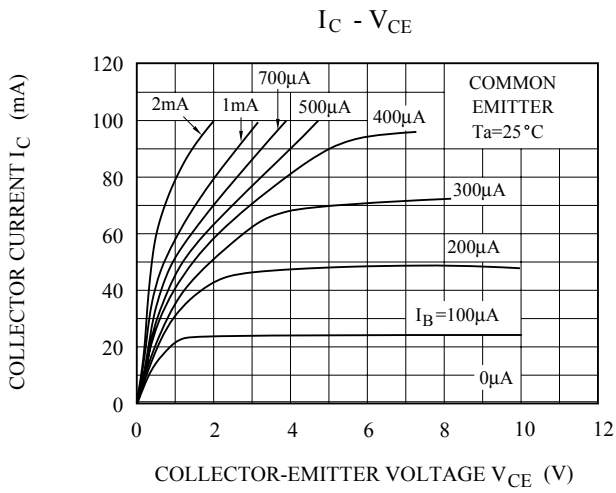


ELECTRICAL CHARACTERISTICS ($T_a=25^\circ C$)


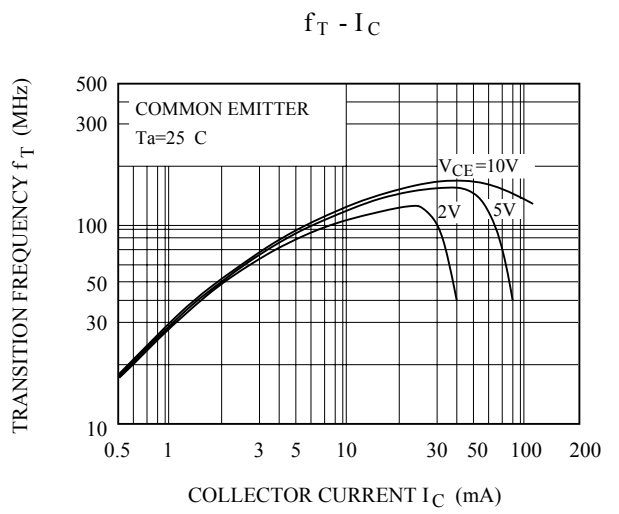
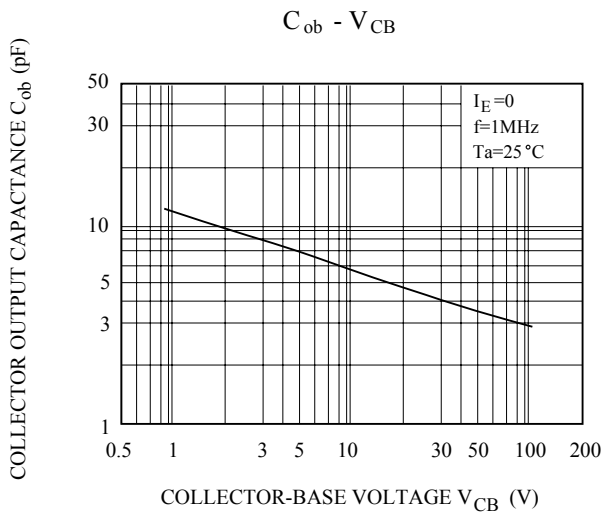
CHARACTERISTIC	SYMBOL	TEST CONDITION	MIN.	TYP.	MAX.	UNIT
Collector Cut-off Current	I_{CBO}	$V_{CB}=200V, I_E=0$	-	-	0.1	μA
Emitter Cut-off Current	I_{EBO}	$V_{EB}=5V, I_C=0$	-	-	0.1	μA
DC Current Gain	$h_{FE(1)}$ (Note)	$V_{CE}=10V, I_C=10mA$	120	-	400	
	$h_{FE(2)}$	$V_{CE}=10V, I_C=50mA$	80	-	-	
Collector-Emitter Saturation Voltage	$V_{CE(sat)}$	$I_C=50mA, I_B=5mA$	-	-	0.5	V
Base-Emitter Voltage	V_{BE}	$V_{CE}=10V, I_C=1mA$	0.5	0.6	0.7	V
Transition Frequency	f_T	$V_{CE}=10V, I_C=10mA$	50	-	-	MHz
Collector Output Capacitance	C_{ob}	$V_{CB}=10V, I_E=0, f=1MHz$	-	-	7.0	pF

Note : $h_{FE(1)}$ Classification Y:120~240, GR:200~400

KTC1026



KTC1026



This datasheet has been download from:

www.datasheetcatalog.com

Datasheets for electronics components.