

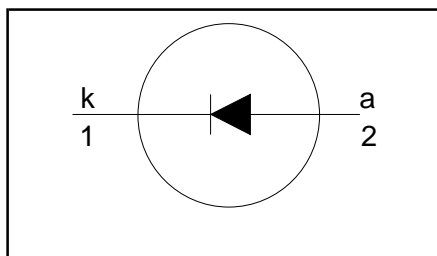
Damper diode fast, high-voltage

BY359X-1500, BY359X-1500S

FEATURES

- Low forward volt drop
- Fast switching
- Soft recovery characteristic
- High thermal cycling performance
- Isolated mounting tab

SYMBOL



QUICK REFERENCE DATA

| |
|---|
| $V_R = 1500\text{ V}$ |
| $V_F \leq 1.8\text{ V} / 2\text{ V}$ |
| $I_{F(RMS)} = 15.7\text{ A}$ |
| $I_{FSM} \leq 60\text{ A}$ |
| $t_{rr} \leq 600\text{ ns} / 350\text{ ns}$ |

GENERAL DESCRIPTION

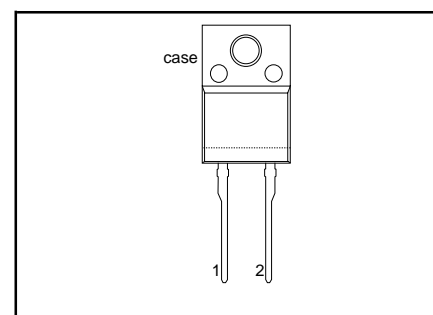
Glass-passivated double diffused rectifier diode in a plastic envelope featuring low forward voltage drop, fast reverse recovery and soft recovery characteristic. The device is intended for use in TV receivers and PC monitors.

The BY359X series is supplied in the conventional leaded SOD113 package.

PINNING

| PIN | DESCRIPTION |
|-----|-------------|
| 1 | cathode |
| 2 | anode |
| tab | isolated |

SOD113



LIMITING VALUES

Limiting values in accordance with the Absolute Maximum System (IEC 134).

| SYMBOL | PARAMETER | CONDITIONS | MIN. | MAX. | UNIT |
|---------------|-------------------------------------|---|------|----------|------------------|
| V_{RSM} | Peak non-repetitive reverse voltage | | - | 1500 | V |
| V_{RRM} | Peak repetitive reverse voltage | | - | 1500 | V |
| V_{RWM} | Crest working reverse voltage | | - | 1300 | V |
| $I_{F(peak)}$ | Peak forward current | 16-32kHz TV 31-70kHz monitor | - | 10 7 | A |
| $I_{F(RMS)}$ | RMS forward current | | - | 15.7 | A |
| I_{FRM} | Peak repetitive forward current | sinusoidal; $a = 1.57$ | - | 60 | A |
| I_{FSM} | Peak non-repetitive forward current | $t = 10\text{ ms}$ $t = 8.3\text{ ms}$ sinusoidal; $T_j = 150\text{ }^\circ\text{C}$ prior to surge; with reapplied $V_{RWM(max)}$ | - | 60 66 | A |
| T_{stg} | Storage temperature | | -40 | 150 | $^\circ\text{C}$ |
| T_j | Operating junction temperature | | - | 150 | $^\circ\text{C}$ |

ISOLATION LIMITING VALUE & CHARACTERISTIC

$T_{hs} = 25\text{ }^\circ\text{C}$ unless otherwise specified

| SYMBOL | PARAMETER | CONDITIONS | MIN. | TYP. | MAX. | UNIT |
|------------|---|--|------|------|------|------|
| V_{isol} | R.M.S. isolation voltage from both terminals to external heatsink | $f = 50\text{-}60\text{ Hz}$; sinusoidal waveform; $R.H. \leq 65\%$; clean and dustfree | - | | 2500 | V |
| C_{isol} | Capacitance from both terminals to external heatsink | $f = 1\text{ MHz}$ | - | 10 | - | pF |

Damper diode
fast, high-voltage

BY359X-1500, BY359X-1500S

THERMAL RESISTANCES

| SYMBOL | PARAMETER | CONDITIONS | MIN. | TYP. | MAX. | UNIT |
|----------------|---|---|------|------|------|------|
| $R_{th\ j-hs}$ | Thermal resistance junction to heatsink | with heatsink compound | - | - | 4.8 | K/W |
| $R_{th\ j-a}$ | Thermal resistance junction to ambient | without heatsink compound in free air. | - | 55 | 5.9 | K/W |

STATIC CHARACTERISTICS

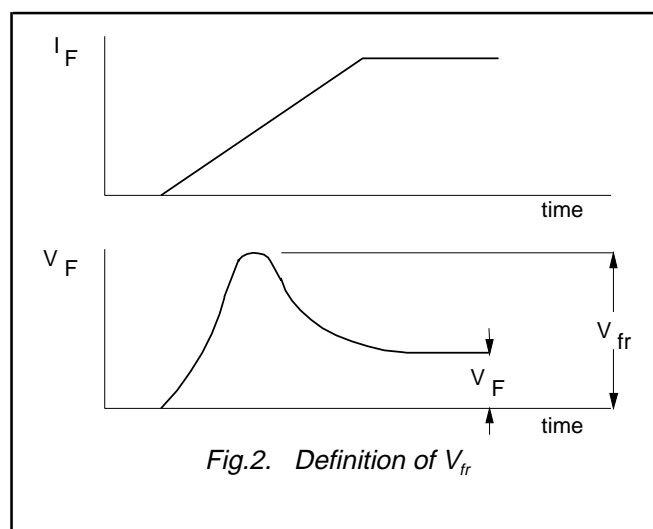
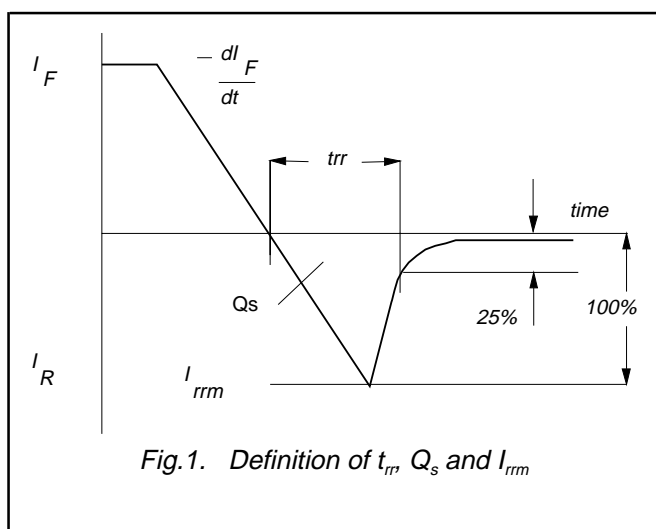
$T_j = 25\text{ }^\circ\text{C}$ unless otherwise stated

| SYMBOL | PARAMETER | CONDITIONS | BY359X-1500 | | BY359X-1500S | | UNIT |
|--------|-----------------|---|-------------|------|--------------|------|---------------|
| | | | TYP. | MAX. | TYP. | MAX. | |
| V_F | Forward voltage | $I_F = 20\text{ A}$ | 1.3 | 1.8 | 1.5 | 2.0 | V |
| | | $I_F = 10\text{ A}; T_j = 150\text{ }^\circ\text{C}$ | 1.00 | 1.5 | 1.25 | 1.75 | V |
| I_R | Reverse current | $V_R = 1300\text{ V}$ | 10 | 100 | 10 | 100 | μA |
| | | $V_R = 1300\text{ V};$ $T_j = 100\text{ }^\circ\text{C}$ | 50 | 300 | 100 | 600 | μA |

DYNAMIC CHARACTERISTICS

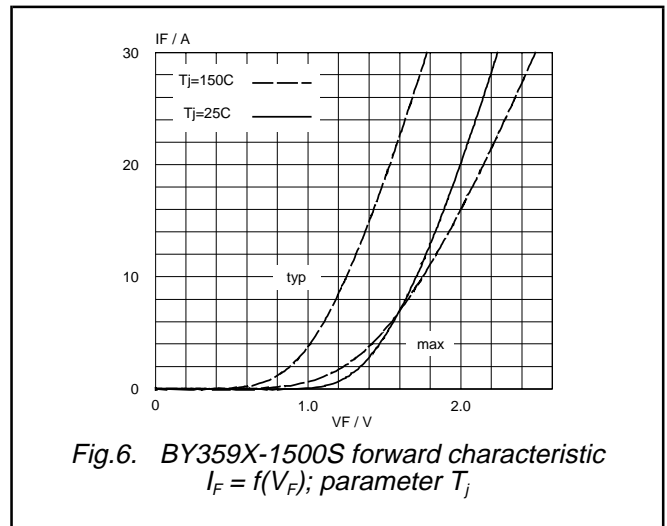
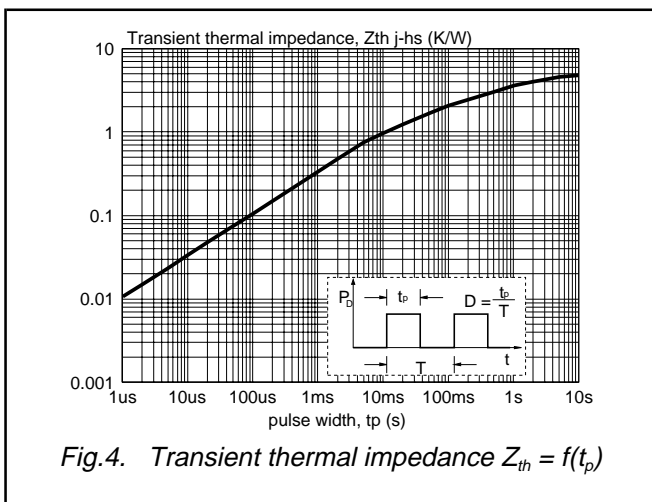
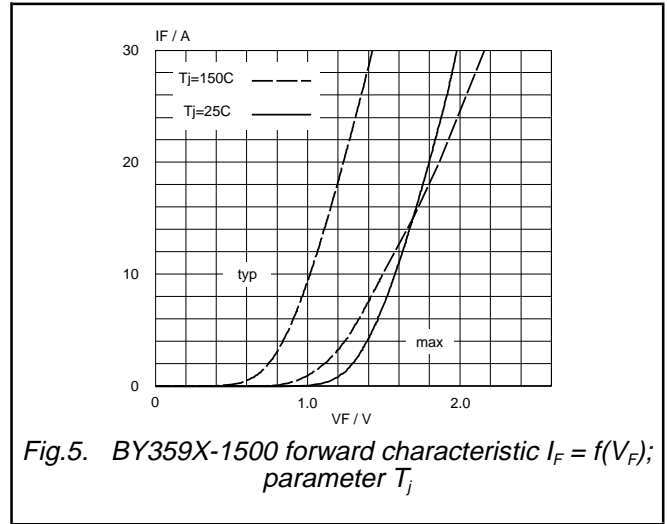
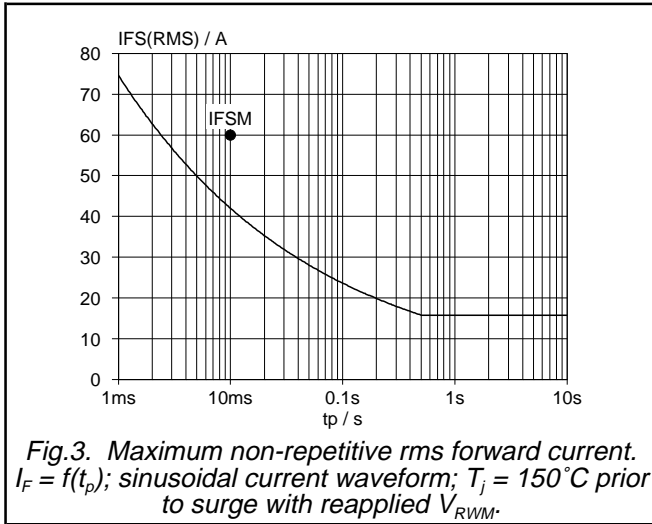
$T_j = 25\text{ }^\circ\text{C}$ unless otherwise stated

| SYMBOL | PARAMETER | CONDITIONS | BY359X-1500 | | BY359X-1500S | | UNIT |
|----------|-------------------------------|---|-------------|------|--------------|------|---------------|
| | | | TYP. | MAX. | TYP. | MAX. | |
| t_{rr} | Reverse recovery time | $I_F = 2\text{ A}; V_R \geq 30\text{ V};$ $-di_F/dt = 20\text{ A}/\mu\text{s}$ | 0.47 | 0.60 | 0.28 | 0.35 | μs |
| Q_s | Reverse recovery charge | | 1.6 | 2.0 | 0.70 | 0.95 | μC |
| V_{fr} | Peak forward recovery voltage | $I_F = 10\text{ A};$ $di_F/dt = 30\text{ A}/\mu\text{s}$ | 11.0 | - | 17.0 | - | V |



Damper diode
fast, high-voltage

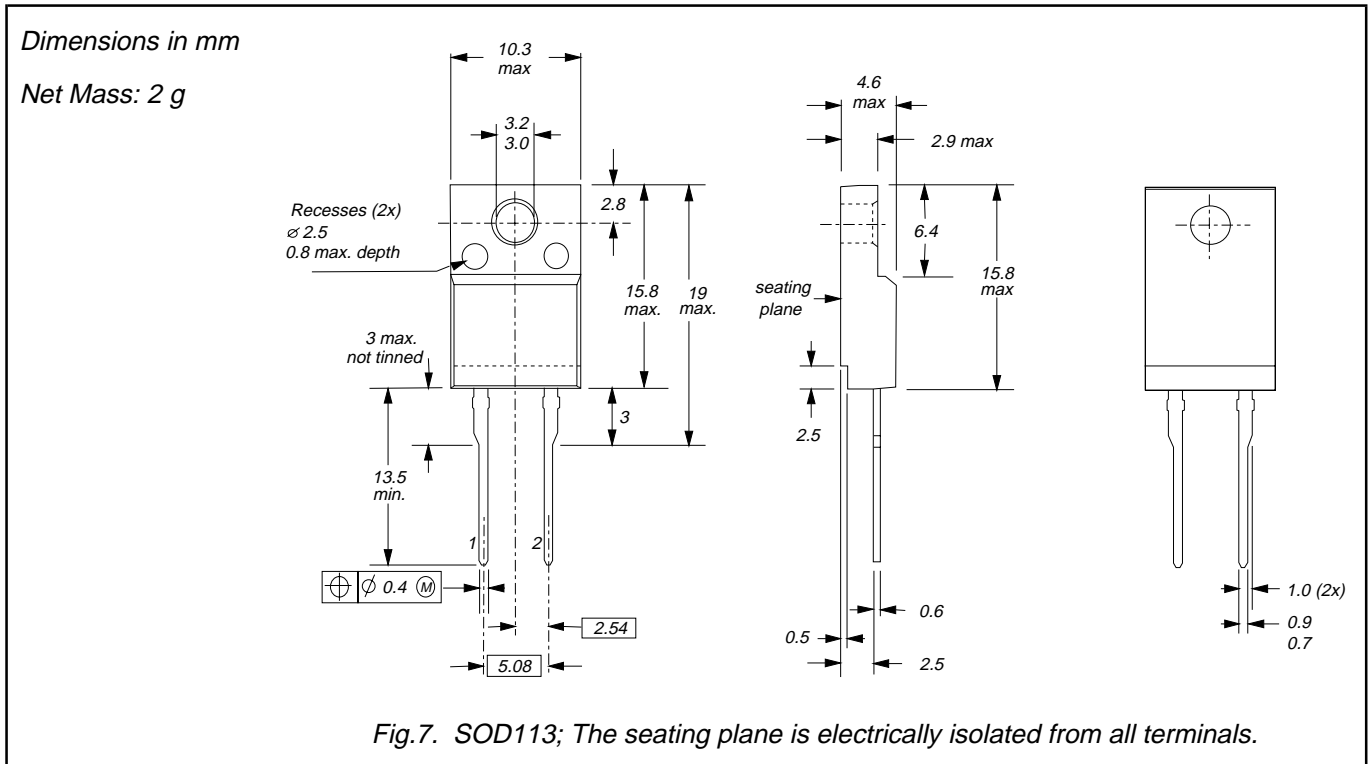
BY359X-1500, BY359X-1500S



Damper diode
fast, high-voltage

BY359X-1500, BY359X-1500S

MECHANICAL DATA



Notes

1. Refer to mounting instructions for F-pack envelopes.
2. Epoxy meets UL94 V0 at 1/8".

Damper diode
fast, high-voltage

BY359X-1500, BY359X-1500S

DEFINITIONS

| | |
|--|---|
| Data sheet status | |
| Objective specification | This data sheet contains target or goal specifications for product development. |
| Preliminary specification | This data sheet contains preliminary data; supplementary data may be published later. |
| Product specification | This data sheet contains final product specifications. |
| Limiting values | |
| Limiting values are given in accordance with the Absolute Maximum Rating System (IEC 134). Stress above one or more of the limiting values may cause permanent damage to the device. These are stress ratings only and operation of the device at these or at any other conditions above those given in the Characteristics sections of this specification is not implied. Exposure to limiting values for extended periods may affect device reliability. | |
| Application information | |
| Where application information is given, it is advisory and does not form part of the specification. | |
| © Philips Electronics N.V. 1998 | |
| All rights are reserved. Reproduction in whole or in part is prohibited without the prior written consent of the copyright owner. | |
| The information presented in this document does not form part of any quotation or contract, it is believed to be accurate and reliable and may be changed without notice. No liability will be accepted by the publisher for any consequence of its use. Publication thereof does not convey nor imply any license under patent or other industrial or intellectual property rights. | |

LIFE SUPPORT APPLICATIONS

These products are not designed for use in life support appliances, devices or systems where malfunction of these products can be reasonably expected to result in personal injury. Philips customers using or selling these products for use in such applications do so at their own risk and agree to fully indemnify Philips for any damages resulting from such improper use or sale.