

PHOTO FLASH RECTIFIER

VOLTAGE RANGE: 1200 --- 1800 V
CURRENT: 0.5 A

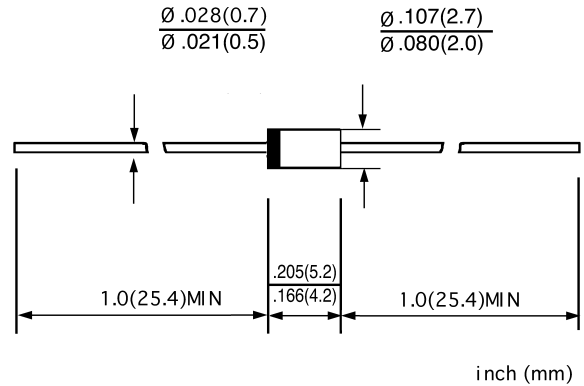
FEATURES

- ◇ Low cost
- ◇ Diffused junction
- ◇ Low leakage
- ◇ Low forward voltage drop
- ◇ High current capability
- ◇ Easily cleaned with alcohol, Isopropanol and similar solvents
- ◇ The plastic material carries U/L recognition 94V-0

MECHANICAL DATA

- ◇ Case: JEDEC A-405, molded plastic
- ◇ Terminals: Axial lead, solderable per MIL-STD-202, Method 208
- ◇ Polarity: Color band denotes cathode
- ◇ Weight: 0.008 ounces, 0.23 grams
- ◇ Mounting position: Any

A - 405



MAXIMUM RATINGS AND ELECTRICAL CHARACTERISTICS

Ratings at 25°C ambient temperature unless otherwise specified.

Single phase, half wave, 60 Hz, resistive or inductive load. For capacitive load, derate by 20%.

		PR1200L	PR1500L	PR1800L	UNITS
Maximum recurrent peak reverse voltage	V_{RRM}	1200	1500	1800	V
Maximum RMS voltage	V_{RMS}	840	1050	1260	V
Maximum DC blocking voltage	V_{DC}	1200	1500	1800	V
Maximum average forward rectified current 9.5mm lead length, @ $T_A=75^\circ C$	$I_{F(AV)}$	0.5			A
Peak forward surge current 8.3ms single half-sine-wave superimposed on rated load @ $T_J=125^\circ C$	I_{FSM}	30.0			A
Maximum instantaneous forward voltage @ 0.5A	V_F	2.0			V
Maximum reverse current @ $T_A=25^\circ C$ at rated DC blocking voltage @ $T_A=100^\circ C$	I_R	5.0 100.0			μA
Maximum reverse recovery time	t_{rr}	300			ns
Typical thermal resistance (Note1)	$R_{\theta JA}$	35			$^\circ C/W$
Typical junction capacitance (Note2)	C_J	15			pF
Operating junction temperature range	T_J	- 55 --- + 150			$^\circ C$
Storage temperature range	T_{STG}	- 55 --- + 150			$^\circ C$

NOTE: 1. Thermal resistance from junction to ambient.

2. Measured at 1.0MHz and applied reverse voltage of 4.0V DC.

www.galaxycn.com

FIG.1 – FORWARD DERATING CURVE

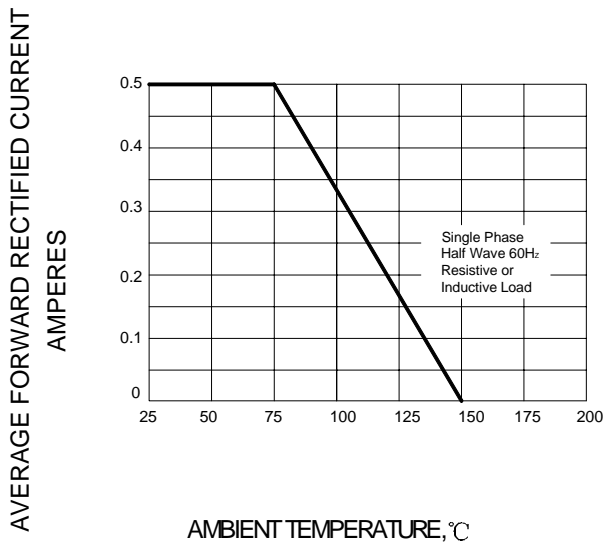


FIG.2 – TYPICAL FORWARD CHARACTERISTICS

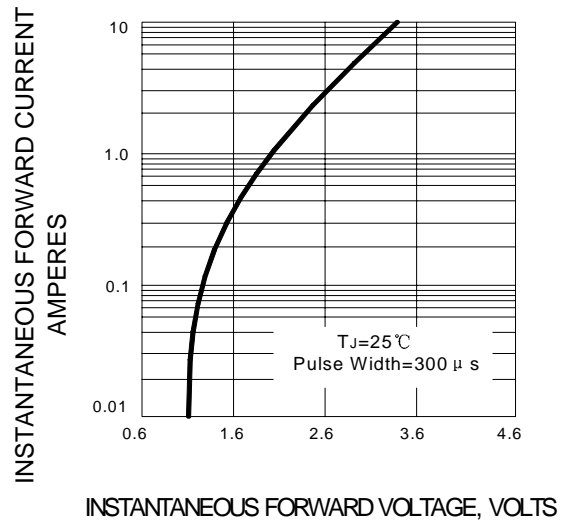


FIG.3 – PEAK FORWARD SURGE CURRENT

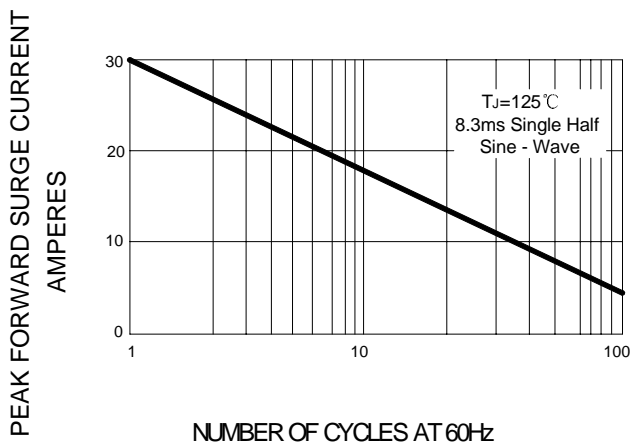


FIG.4 – TYPICAL JUNCTION CAPACITANCE

